

French Year 3 /4 Cycle A and B Autumn 1– I'm learning French

Key Learning

Listen to and understand some key French words and phrases (see right hand column).

Say some key French words and phrases (see right hand column).

Read some key French words and phrases (see right hand column).

Use these phrases to carry out simple short turn taking conversations.

Sequence of learning:

Use the first 4 lessons from this unit as planned on Language Angels.

-Lesson 1– Where is France? Who speaks French? Why learn French? Refer to class map/globe. Teachers could bring in some French food.

—Lesson 2– How are you? (Use two sessions to teach this lesson)

Lesson 3– What is your name? (use two sessions to teach this lesson)

-Lesson 4– numbers

Any extra lessons– use this time to recap any previous learning or repeat—or use the LA activities to reinforce

Key Language

Lesson 1:

La France (France)

Lesson 2:

Ca va? (How are you?)

Ca va bien (things are going well)

Ca va mal (it's bad)

Comme ci comme ca (so so)

Lesson 3:

Comment tu t'appelles? (what's your name?)

Je m'appelle... (My name is...)

Lesson 4:

Un (one)

Deux (two)

Trois (three)

Quatre(four)

Cinq (five)



Six (six)

Sept (seven)

Huit (eight)

Neuf (nine)

Dix (ten)



Key skills:

These skills can build on each other in the course of one single lesson:

Listen and understand



Speak (pronounce)



Read

Sources of support:

- Language Angels unit— Early Language Teaching—J'Apprends le Francais
- We anticipate using each lesson once in 3/4 as well as using one of the attached activities on LA as extra learning tools
- Counting in French song: <https://www.youtube.com/watch?v=lsc3qLMaCu8>

French Year 3 /4 Cycle A and B Autumn 2– Animals

Key Learning

Listen to and understand some common animal words (see right column).

Say some common animal words (see right hand column).

Read some common animal words (see right hand column).

Use these words in simple question and answer exercises.

Sequence of learning:

-First three lessons– learning the new animal vocabulary.

-Lessons 4 and 5– Applying learning in simple phrases and question and answer exercises.

-Lesson 6– mini quiz.

Any extra lessons– use this time to recap previous learning

Key Language

Un lion (a lion)

Un oiseau (a bird)

Un lapin (a rabbit)

Un cheval (a horse)

Un mouton (a sheep)

Un singe (a monkey)

Un cochon (a pig)

Un canard (a duck)

Une vache (a cow)

Une souris (a mouse)

Ou(or)

Devine qui je suis? (gues who I am ...?)

Je suis (I am)

Vrai ou faux (true or false)



Key skills:

These skills can build on each other in a single lesson

Listen and understand



Speak (pronounce)



Read

Sources of support:

- Language Angels unit— Early Language Teaching - Les Animaux
- We anticipate using each lesson once in 3/4 as well as using one of the attached activities on LA as extra learning too - for example a wordsearch or crossword or picture matching task

French Year 3 /4 Cycle A and B Spring 1– Musical instruments

Key Learning

Listen to and understand some key words for musical instruments in French (see right hand column).

Say some key words or musical instruments in French (see right hand column).

Read some key words for music instruments in French (see right hand column).

Use these words in simple phrases.

Sequence of learning:

-Lessons 1-3— learning the new animal vocabulary.

-Lessons 4 and 5– Applying learning in simple phrases and question and answers.

-Lesson 6– mini quiz.

-Any extra lessons– use this time to recap previous learning

Key Language

Les instruments (instruments)

La trompette (a trumpet)

La batterie (the drums)

La flute a bec (a flute)

La guitar (a guitar)

La clarinette (a clarinet)

La harpe (a harp)

Le piano (a piano)

La violon(a violin)

Le triangle (a triangle)

Les cymbals (the cymbals)

Oui or non? (yes or no?) (recap)

Je joue (I play)



Key skills:

These skills can build on each other in one single lesson:

Listen and understand



Speak (pronounce)



Read

Sources of support:

- Language Angels unit— Early Language Teaching—Les Instruments
- We anticipate using each lesson once in 3/4 as well as using one of the attached activities on LA as extra learning tools

French Year 3 /4 Cycle A and B Spring 2– Colours and Little Red Riding Hood

Key Learning

Listen to and understand a story in French.

Use the context to infer the meaning of words in French.

Listen to and understand some key words related to the story (see right hand column)).

Say some key words related to the story (see right hand column).

Read some key words related to the story (see right hand column).

Sequence of learning:

-First two lessons – from I'm learning French unit– Lesson 5– colour vocabulary..

-Next lessons from Little Red Riding Hood– Lessons 1 and 2– listening to the story and picking out vocabulary they can recognize.

-Still little Red Riding Hood– Lesson 3 and 4– body parts vocabulary.

Any extra lessons– use this time to recap any previous learning .



Key Language

Colours:

Les couleurs (the colours)

Blanc (white)

Bleu (blue)

Orange (orange)

Gris (grey)

Noir (black)

Vert (green)

Violet (purple)

Marron (brown)

Rouge (red) jaune (yellow)

Little Red Riding Hood:

Petit Chaperon Rouge (Little Red Riding Hood)

La maison (the house)

La grand-mère (the gransma)

La loup (the wolf)

La bucheron (the woodcutter)

La forêt (the forest)

Les parents (the parents)

Des gâteaux (some cakes)

Le corps (the body)

La tête (the head)

La bouche (the mouth)

Le nez (the nose)

Les yeux (the eyes)

Les pieds (the feet)

Les oreilles (the ears)

Les genoux (the knees)

Les épaules (the shoulders)

Key skills:

The skills can build on each other in one single lesson:

Listen and understand



Speak (pronounce)



Read

Sources of support:

- Language Angels unit— Early learning - J'Apprends Le Français followed by Petit Chaperon Rouge
- Head, shoulders, knees and toes song- <https://www.youtube.com/watch?v=0EFXCdryyRM>

French Year 3 /4 Cycle B—Summer 1 - I Can.....

Key Learning

In this unit the children will learn to:

Recognise some common French verbs/activities. (see right column)

Use these verbs to convey meaning in English by matching them to their appropriate picture.

Use these verbs in the infinitive with je peux...

Use the 6 lessons as planned on Language Angels to achieve the above.

The children should be listening, speaking and understanding the 5 key verbs and working towards recognizing them.

Key Language

Je Puex (I can)

Danser = to dance

Chanter = to sing

Cuisiner = to cook

Manger = to eat

Regarder = to watch

Sequence of learning:

1: I will learn 5 high frequency infinitive verbs in French.

2: I will learn 5 more high frequency infinitive verbs in French.

3: I will learn how to use the structure 'je peux' with the infinitive verbs in French.

4: I will learn how to use the negative structure 'je ne peux pas' followed by infinitive verbs in French.

5: I will learn how to use conjunctions 'et' (and) & 'mais' (but) in French.



Key skills:

Listen and understand

Speak (pronounce)

Read

Write in simple contexts (optional)

Sources of support:

- Language Angels unit— <https://www.languageangels.com/schools/index.php/lesson?lid=MQ=&tid=MQ=&uid=NQ==>
- We anticipate using each lesson once in 3/4 as well as using one of the attached activities on LA as extra learning tools
- Unit summary - https://www.languageangels.com/schools/administrator/components/com_resource/upload/files/1/1/5/1/2/12/Je%20Peux%20Lesson%201%20-%20Unit%20Summary.pdf

French Year 3 /4 Cycle A and B Summer2– Fruits

Key Learning

Listen to and understand some key words related to fruits (see right hand column).

Say some key words related to fruits (see right hand column)

Read some key words related to fruits (see right hand column)

Use these words in simple phrases.

Sequence of learning:

-Lesson 1-3 learning the vocabulary for fruits including un,une and les.

-Lesson 4 and 5– applying the learning to phrases (I LIKE ... I DON'TLIKE...)

-Lesson 6– mini quiz

Any extra lessons– use this time to recap any previous learning.

Key Language

Les fruits (the fruits)

Une pomme (an apple)

Une peche (a peach)

Une fraise (a strawberry)

Une banana (a banana)

Une cerise (a cherry)

Une orange (an orange)

Une prune (a plum)

Une poire (a pear)

Un kiwi (a kiwi)

Un abricot (an apricot)

Une, un (a and ane)


Les (some)

J'aime (I like)

Oui (yes)

Non (no)

Je n'aime pas (I don't like)



Key skills:

These skills can build on each other in one single lesson:

Listen and understand



Speak (pronounce)



Read

Sources of support:

- Language Angels unit— Early learning - Les Fruits